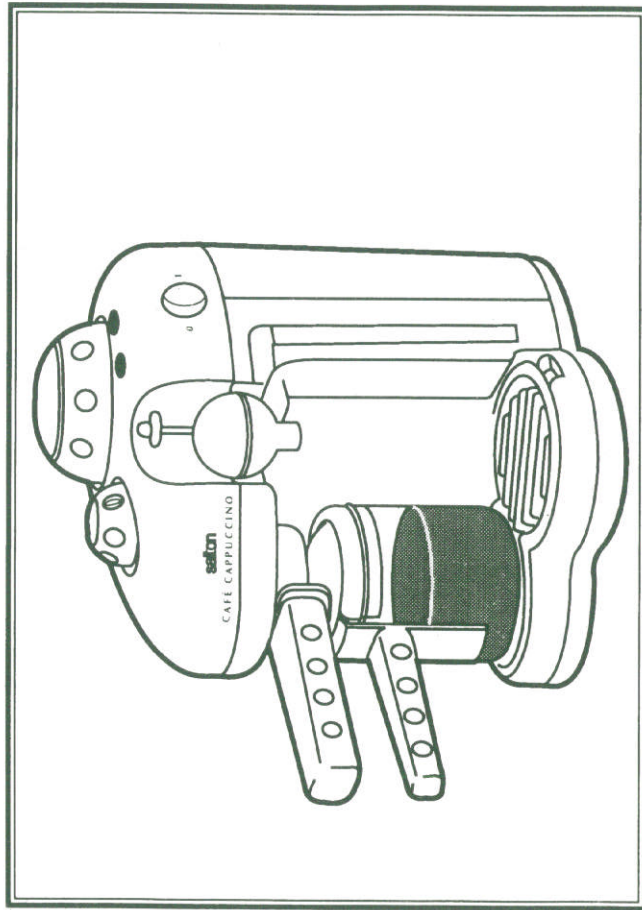


CAFÉ CAPPUCCINO



Instructions and Guarantee

Model No. 3629

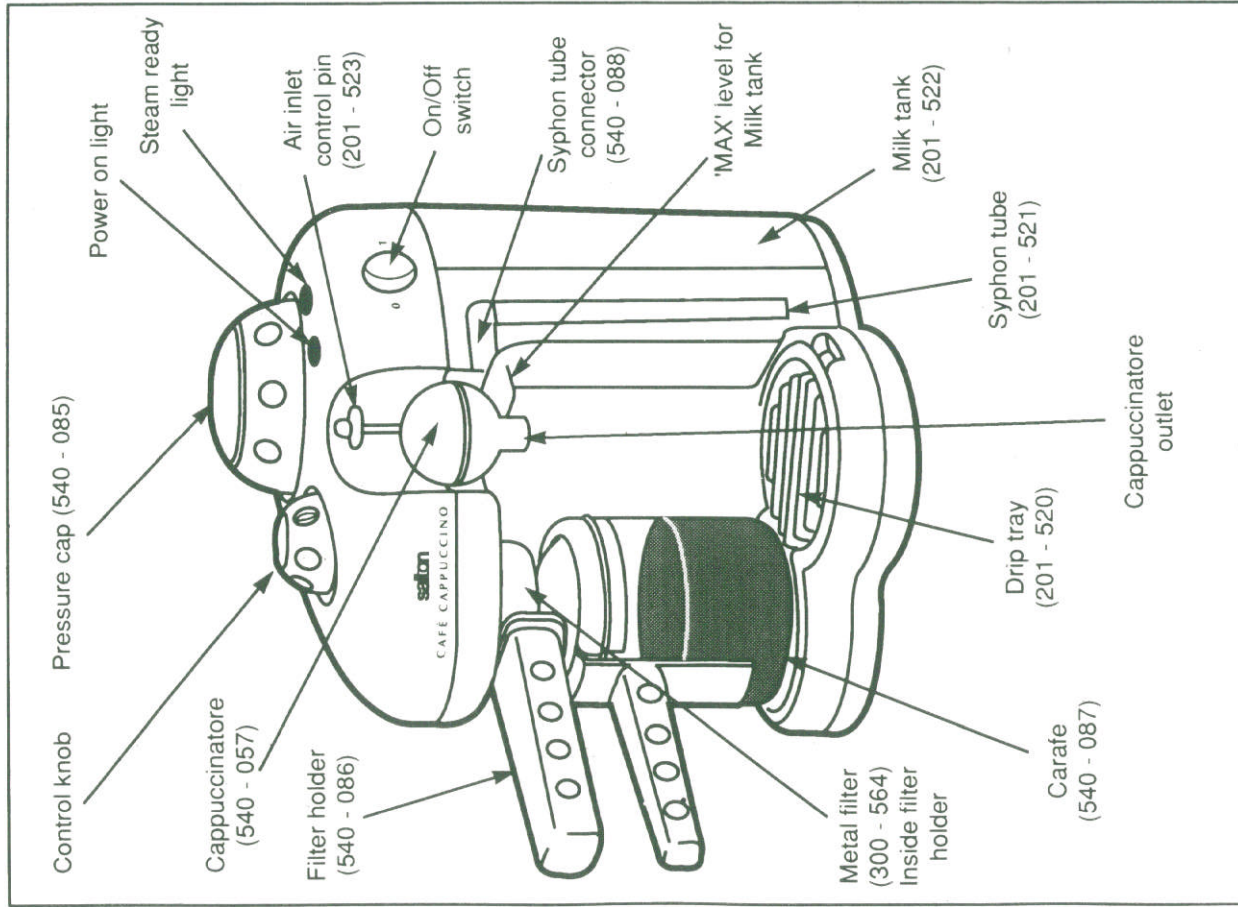
salton

CONTENTS

GETTING TO KNOW YOUR CAFÉ CAPPUCCINO	PAGE 4
GENERAL SAFETY	PAGE 5
PREPARATION FOR USE	PAGE 6
GENERAL NOTES ON USING YOUR CAFÉ CAPPUCCINO	PAGE 7
BEFORE USE	PAGE 7
HOW TO MAKE ESPRESSO	PAGE 9
HOW TO USE THE CAPPUCCINATORE	PAGE 10
HINTS AND TIPS	PAGE 11
RECIPES - COFFEE	PAGE 12
RECIPES - FROTHED MILK	PAGE 14
CARE AND CLEANING	PAGE 17
AFTER SALES SERVICE	PAGE 18
SPARE PARTS	PAGE 19
GUARANTEE	PAGE 20


GETTING TO KNOW YOUR CAFE CAPPUCCINO


(Spare numbers shown in brackets)




GENERAL SAFETY


1. In common with other portable electrical appliances this machine **MUST NEVER** be put in water, used in a bathroom or used near any source of water.





2. Do not immerse this appliance in water. To clean see "Care and cleaning".



3. **THIS MACHINE INCORPORATES A PRESSURISED SYSTEM, SO IT IS IMPORTANT THAT ALL PRESSURE IS RELEASED AFTER USE AND BEFORE REMOVING THE PRESSURE CAP.**
4. **DO NOT ATTEMPT TO REMOVE THE PRESSURE CAP WHILST THE MACHINE IS OPERATING.**
5. This product incorporates a safety valve so that in the unlikely event of the normal controls failing, the safety valve will automatically open to release the pressure. If this happens, switch the machine off immediately and remove the plug from the mains. Do not touch the machine whilst the excess pressure is released. Allow the machine to cool down for at least 1 hour before slowly removing the pressure cap. Empty the reservoir and return for service. (See "After Sales Service").
6. Do not overfill the boiler and only use clean, cold fresh tap water.
7. Before re-using the appliance, allow it to cool down for approximately 10 minutes before adding further water.
8. Care must be taken when using the cappuccinatore - the vapour emitted is extremely hot and could result in injury if used carelessly.
9. Do not interfere with the appliance whilst it is in operation. Should you need to stop the appliance operating, switch the machine OFF and remove the plug from the socket before releasing any boiler pressure. (See How to Use).
10. **DO NOT** attempt to remove the filter holder from the machine whilst it is operating especially if the steam control is set at .
11. Do not place on surfaces likely to be damaged by moderate sources of heat.